

ON LASER 2 sec = OFF

Leino L2

Transportation

User Manual:

www.leica-geosystems.com

	LASER 2	
IEC 60825-1:2014	λ=630-645nm	P _{max} <1mW
		t _p =70µs

SMP No. 866419B

- when it has to be right **Leica**
Geosystems

Adapter setup

5/8"
1/4"

250°

Usable with UAL 130

Usable with Receiver

Quick Start

Leica Lino L2

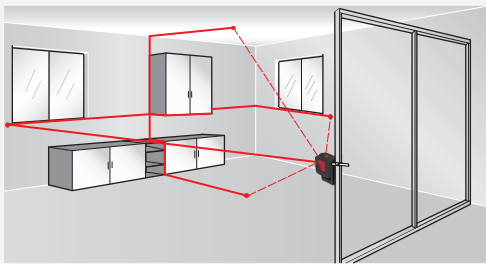
- Status LED
- Laser key
- Battery pack
- Window of vertical line
- Window of horizontal line
- Levelling lock
- Tripod thread 1/4"

- when it has to be right **Leica**
Geosystems

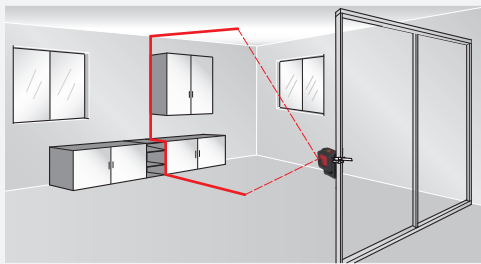
Insert batteries/Li-Ion



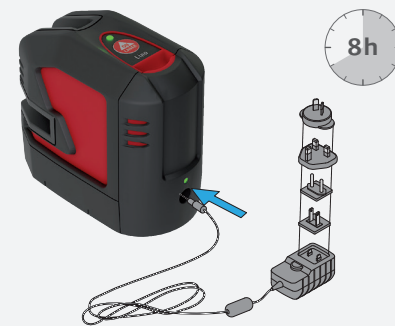
ON LASER 1x - Laser on



ON LASER 3x - Vertical mode



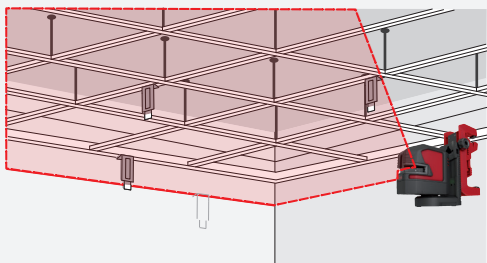
Charging Li-Ion battery



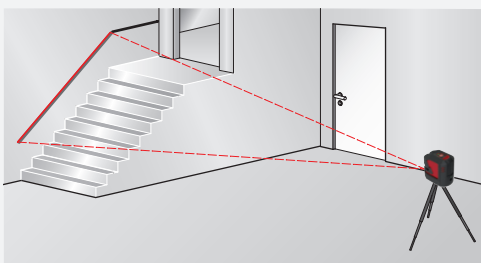
Self levelling / Levelling lock



ON LASER 2x - Horizontal mode



ON LASER 1x + ON LASER 1x



Status LED

